



TANISTRY

WEALTH MANAGEMENT

4 Campus Drive • Parsippany, NJ 07054 • 973-285-3600 • www.tanistry.com

Monthly Summary

Stock markets rallied strongly in July on the heels of positive corporate earnings. As the pace of earnings releases diminished in August, investor focus turned to the economy. Modestly positive developments in manufacturing were outweighed by clear signs of economic headwinds and deceleration in the pace of recovery. By month end, stocks had given back about half of their gains from July while fixed income markets continued their steady march higher.

Second quarter GDP growth was revised from an original estimate of 2.4% down to 1.6%. Employment data was disappointing with further payroll contractions and a rise in initial weekly jobless claims. Housing data continued a weakening trend that began with the April expiration of the government's home buyer tax credit. Year-over-year growth in retail sales has declined for three months in a row, with absolute sales levels now in sequential monthly decline. Economic productivity dropped in the second quarter for the first time in 18 months. The silver lining to this drop is the inference that not much more can be extracted out of current employees. A welcome uptick in hiring may result.

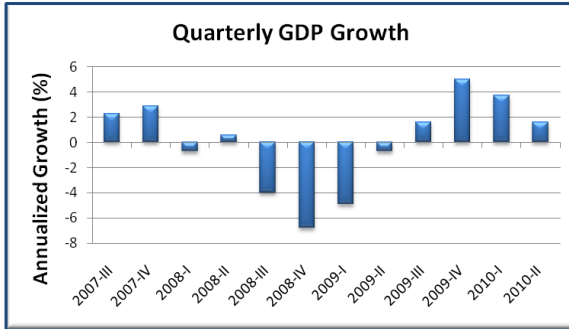
Additional pressure was put on an increasingly tapped out Federal Reserve as investors grew concerned about the potential for deflation. The Fed's response thus far has been to avoid inadvertent monetary tightening by reinvesting their maturing mortgage securities back into U.S. Treasuries. Going forward, we expect a high degree of volatility as investors continue to assess the potential for economic growth and correspondingly translate these expectations into security valuations.

August's Economic Releases

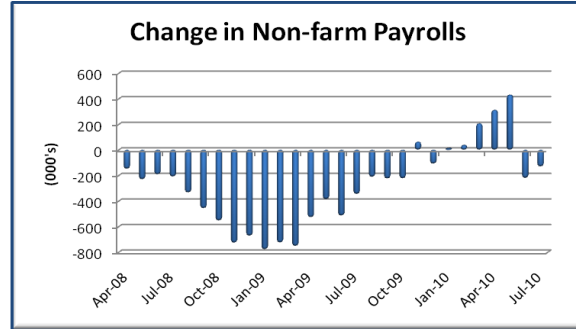
General	Prior	Current
GDP growth	3.7% (Q1)	1.6% (Q2)
Trade balance	-\$42.0 B (Apr)	-\$49.9 B (May)

Employment	Prior	Current
Initial jobless claims	504,000	473,000
Continuing claims	4.5 MM	4.5 MM
Nonfarm payrolls	-221,000 (Jun)	-131,000 (Jul)
Unemployment rate	9.5% (Jun)	9.5% (Jul)
Average weekly hours	34.1 (Jun)	34.2 (Jul)

Consumer	Prior	Current
Consumer confidence index (Conf. Board)	51.0 (Jul)	53.5 (Aug)
Retail sales growth (YoY)	5.9% (May)	4.9% (Jun)
Consumer credit	-\$5.3 B (May)	-\$1.3 B (Jun)



Data Source: Bureau of Economic Analysis

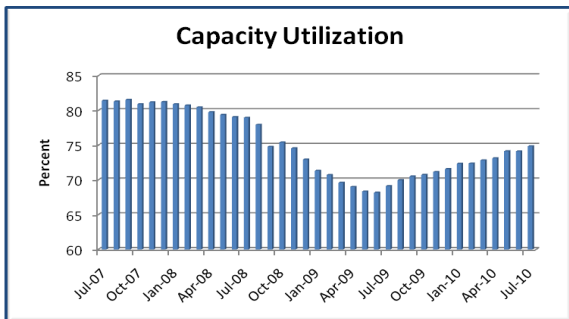


Data Source: Bureau of Labor Statistics

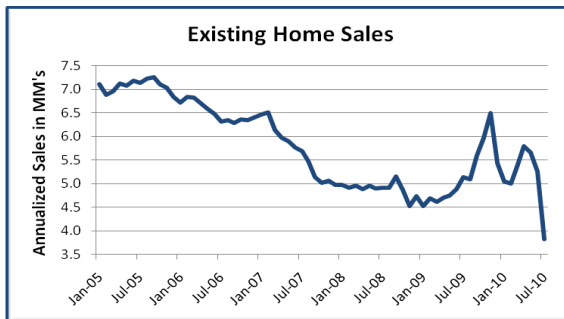
Manufacturing & Service	Prior	Current
ISM manufacturing index	56.2 (Jun)	55.5 (Jul)
ISM non-manufacturing index	53.8 (Jun)	54.3 (Jul)
Durable goods orders growth	-0.1% (Jun)	0.3% (Jul)
Industrial production growth	-0.1% (Jun)	1.0% (Jul)
Capacity utilization	74.1% (Jun)	74.8% (Jul)

Real Estate	Prior	Current
New home sales	315,000 (Jun)	276,000 (Jul)
Existing home sales	5.3 MM (Jun)	3.8 MM (Jul)
Case-Shiller home price index (YoY)	4.6% (May)	4.2% (Jun)

Inflation	Prior	Current
Consumer price index/Core (YoY growth)	1.1%/0.9% (Jun)	1.2%/0.9% (Jul)
Producer price index/Core (YoY growth)	2.8%/1.1% (Jun)	4.2%/1.5% (Jul)



Data Source: U.S. Federal Reserve



Data Source: National Association of Realtors

Market Returns

The S&P 500 index lost 4.5% for the period and is now down 4.6% for the year. Developed international equity markets, as defined by the MSCI EAFE Developed Markets index, were down 3.1% for the month, with about one third of the loss coming from U.S. dollar strength. Emerging markets fared a bit better than their developed counterparts with the MSCI Emerging Markets index down 1.9% for the month. Year-to-date, international developed and emerging markets returned -8.0% and -0.3%, respectively.

In the fixed income market, the Barclays US Aggregate index was up 1.3% for the month and the 10-year U.S. Treasury bond ended with a yield of 2.47%, down an impressive 43bps for the month and a whopping 1.36% in 2010. For the year, the Barclays U.S. Aggregate has gained 7.8%. On a global basis, bonds were up 1.4% for the month and 4.5% for the year.

Commodities and real estate gave back some of their gains from July with each delivering low single digit percentage declines in August.

Disclaimers



TANISTRY

WEALTH MANAGEMENT

4 Campus Drive • Parsippany, NJ 07054 • 973-285-3600 • www.tanistry.com

This market commentary was produced by Summit Financial Resources, Inc., 4 Campus Drive, Parsippany, NJ 07054. Tel: 973-285-3600, Fax: 973-285-3666. Sources of performance and economic statistics: Morningstar® and Bloomberg. Indices are unmanaged and cannot be invested into directly. The investment and market data contained in this newsletter is not an offer to sell or purchase any security or commodity. Standard & Poor's 500 Index (S&P 500) is an unmanaged group of securities considered to be representative of the stock market in general. The MSCI Developed Markets and Emerging Markets Indexes were created by Morgan Stanley Capital International (MSCI) and designed to measure equity market performance in global developed and emerging markets, respectively. The Barclays Aggregate Bond Index is a market capitalization-weighted index comprised of government securities, mortgage-backed securities, asset-backed securities, corporate securities, and a small number of foreign bonds traded in the U.S. It is used to represent the universe of bonds in the domestic market. REITs, Real Estate Investment Trusts, are securities that invest in real estate directly, either through properties or mortgages. REITs receive special tax considerations and typically offer investors high yields, however, have liquidity constraints. Past performance does not guarantee future results. Information throughout this Newsletter, whether stock quotes, charts, articles, or any other statement or statements regarding markets or other financial information, are obtained from sources which we, and our suppliers believe to be reliable, but we do not warrant or guarantee the timeliness or accuracy of this information. Neither we nor our information providers shall be liable for any errors or inaccuracies, regardless of cause, or the lack of timeliness of, or for any delay or interruption in the transmission thereof to the reader. Opinions expressed are subject to change without notice and are not intended as investment advice or a guarantee of future performance. Consult your financial professional before making any investment decision.